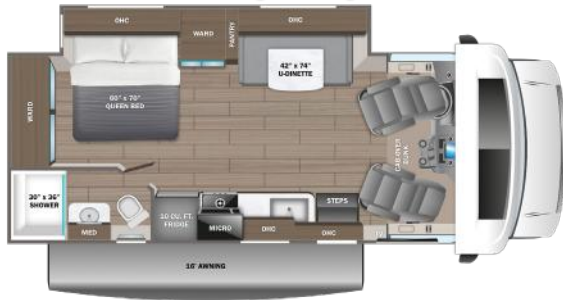


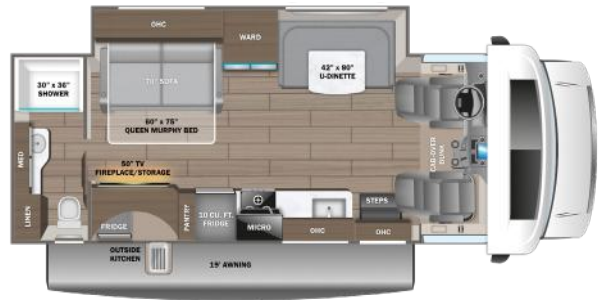
2026 REDHAWK



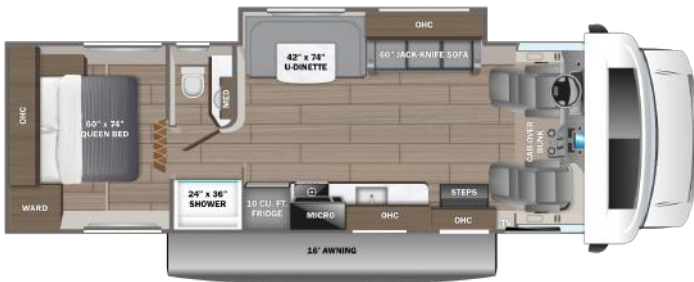
24B OPTION: A



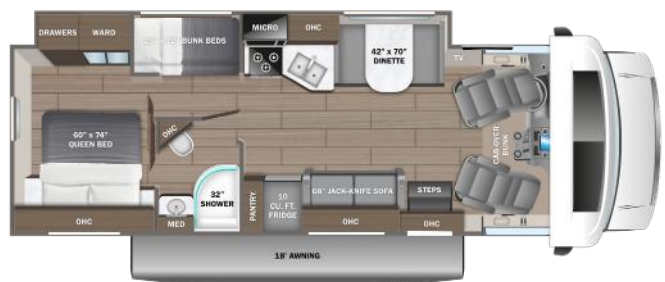
26M OPTION: A



29XK OPTION: A



31F OPTION: A



OPTION

A



Theater Sofa

EXTERIOR



Standard Graphics Package

STANDARDS & OPTIONS

CUSTOMER VALUE PACKAGE

JRide®: Computer-balanced driveshaft, standard front and rear stabilizer bars, Hellwig® helper springs, rubber isolation body mounts
 One-piece, seamless, fiberglass front cap
 Automotive-bonded, panoramic window in front cap with power shade
 Heated holding tanks (12V pads)
 Electric patio awning with LED lights
 Black holding tank sprayer
 Sony® infotainment center with tilt/swivel, Apple® CarPlay and Android Auto™
 Backup and side-view cameras
 LED HD Smart TV in living area

DRIVING

Ford® E-450 chassis
 GVWR- 14,500 lb.
 GCWR- 22,000 lb.
 7.3L V-8 325 HP engine with 450 ft.-lb. torque
 6-speed TorqShift® series transmission with overdrive
 210-amp alternator
 Catalytic converter theft deterrent
 E-rated highway tires- LT225/75R16
 Tire pressure monitoring system (TPMS)
 Power anti-lock brakes with power steering
 7,500 lb. hitch with 750 lb. tongue capacity and 7-pin plug
 12V chassis battery
 55 gal. fuel tank
 Swivel driver and passenger seats (24B, 31F)
 Remote-controlled, side-view mirrors
 Tilt steering wheel
 Cruise control
 Hill start assist
 Electronic stability control
 Traction control
 Automatic emergency braking (AEB)
 SecuriLock® anti-theft ignition
 Auxiliary start switch
 Power windows and door locks
 Driver and passenger airbags
 Privacy curtain for cab area

EXTERIOR

StrongholdVBI™ roof, floor and sidewalls
 Bead-foam insulation (R-24 max roof, R-9 max floor, R-5 max walls)
 Tufflex™ PVC laminated roof
 Aluminum running boards
 Fiberglass exterior walls with vinyl graphics
 Leveling jack prep
 Frameless windows
 Remote keyless cab entry
 Entrance door with industry's largest travel-view window
 Electric-powered entrance step with integrated house battery compartment
 (2) JBL® high-output, marine-grade exterior speakers
 Slideout awning(s)
 Pass-through storage compartment with light (select models)
 Third brake light
 Roof ladder
 Prep for satellite dish

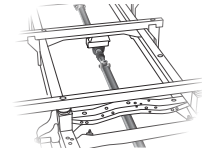
Cable TV hookup with RG-6 coax
 Digital antenna with signal booster
 4,000W generator
 Solar prep
 12V house battery
 Transfer switch with reverse polarity protection
 30-amp electrical service
 12.2 gal. propane tank (41 lb.)
 LP quick-connect hookup
 Exterior utility center
 Winterization drain system
 Outside shower
 12V demand water pump
 Water filtration system

INTERIOR

Overhead bunk with 750 lb. capacity and safety net
 84 in. ceiling height
 High-intensity, recessed LED ceiling lights
 LED-lit slideout fascia
 Hardwood cabinet doors and drawer fronts
 Ball-bearing drawer guides
 Interior entrance door grab handle
 Interior command center
 Pleated blackout shades
 15,000 BTU ducted A/C
 30,000 BTU auto-ignition furnace
 Electric fireplace (26M)
 6 gal. gas/electric DSI auto-ignition water heater
 Jayco-exclusive, easy-operation legless dinette table
 2-point lap safety belts in all designated seating locations
 JBL® audio system
 10.6 cu. ft. 12V refrigerator
 All-in-one cooktop and oven
 Residential-size microwave
 Stainless steel kitchen sink
 Decorative kitchen backsplash
 Pop-up charging station with 120V outlet and USB plugs
 LED-lit pressed countertops
 Shower with decorative ABS surround and skylight
 Stainless steel bathroom sink
 Toilet with foot flush
 Vent fan in bathroom
 Queen-size bed with bedspread (24B, 29XK, 31F)
 Queen-size power Murphy Bed (26M)
 USB port and wireless charging in nightstands (29XK, 31F)
 USB port in cabinet over bed (24B, 26M)
 Under-bed storage (select models)
 Large wardrobes
 Bunks with industry-exclusive 300 lb. capacity each (31F)
 Smoke alarm
 Carbon monoxide detector
 Fire extinguisher

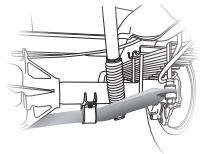
OPTIONS

Automatic hydraulic leveling jacks
 Theater seating ILO dinette and additional TV in cab-over (24B, 26M)
 Theater seating ILO sofa (29XK, 31F)
 200W solar panel with dual controller and second house battery
 Dual 13,500 BTU A/C units with power management system (26M, 29XK, 31F)
 Folding windshield sun shade



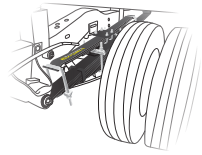
COMPUTER-BALANCED DRIVESHAFT

Ensures smooth and efficient power transfer to the wheels



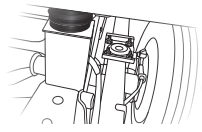
STANDARD FRONT & REAR STABILIZER BARS

Reduces the body roll of a vehicle during fast cornering or over road irregularities



HELLWIG® HELPER SPRINGS

Work with the chassis' existing springs to give the RV more support, improving stability under heavy loads



RUBBER ISOLATION MOUNTS

Positioned near the tires to absorb road shock, dampen noise and minimize vibrations

FLOORPLAN	GVWR (lbs.)	GCWR (lbs.)	WHEEL BASE	OVERALL LENGTH	EXTERIOR HEIGHT WITH SATELLITE AND A/C	EXTERIOR WIDTH	INTERIOR HEIGHT	FRESH WATER CAPACITY (gal.)	GRAY WASTE WATER CAPACITY (gal.)	BLACK WASTE WATER CAPACITY (gal.)
24B	14,500	22,000	181"	26' 8"	11' 6"	100"	84"	43	40	31
26M	14,500	22,000	181"	28' 8"	11' 6"	100"	84"	44	41	32
29XK	14,500	22,000	223"	32' 6"	11' 6"	100"	84"	44	41	32
31F	14,500	22,000	223"	32' 6"	11' 6"	100"	84"	47	41	31

Meet your Jayco Dealer



Scan QR code for specification definitions

Some specs at the time of print may include estimates. For the most updated information, please visit Jayco.com

Jayco Inc. | P.O. Box 460 | Middlebury, IN 46540

See dealer for further information and prices. All information in this brochure and on www.jayco.com is the latest available at the time of publication approval. Jayco reserves the right to make changes and to discontinue models without notice or obligation. Photography may show optional equipment or props used for decoration purposes only. RVs built for sale in Canada may differ to conform to Canadian codes. JAYCO and the JAYCO BIRD IN FLIGHT are registered trademarks of Jayco, Inc. Printed in USA 8/25 ©2025 Jayco, Inc. 2033087



Jayco - Part of Jayco Family of Companies